

# Laminates Timber Grain

While every effort has been made to produce swatches that accurately indicate a true representation of the laminates there may be differences in colour due to the use of different monitors and printers.

**Factory and office:**  
175 Magnesium Drive,  
Crestmead QLD 4132  
Phone 07 3803 6755  
Fax 07 3803 6688  
Email [sales@slq.com.au](mailto:sales@slq.com.au)  
Web [www.slq.com.au](http://www.slq.com.au)


Autumn Elm



American Beech



Vogesen Eiche



Rosenberg Beech




Lemon Tree



Spotted Gum




Hoop Pine



Jersey Dune



Spring Maple



Soft Lemon




Planked Cherry




Planked Apple




Lowlands Beech



American Cherry



Dark Beech



Chocolate Woodgrain

